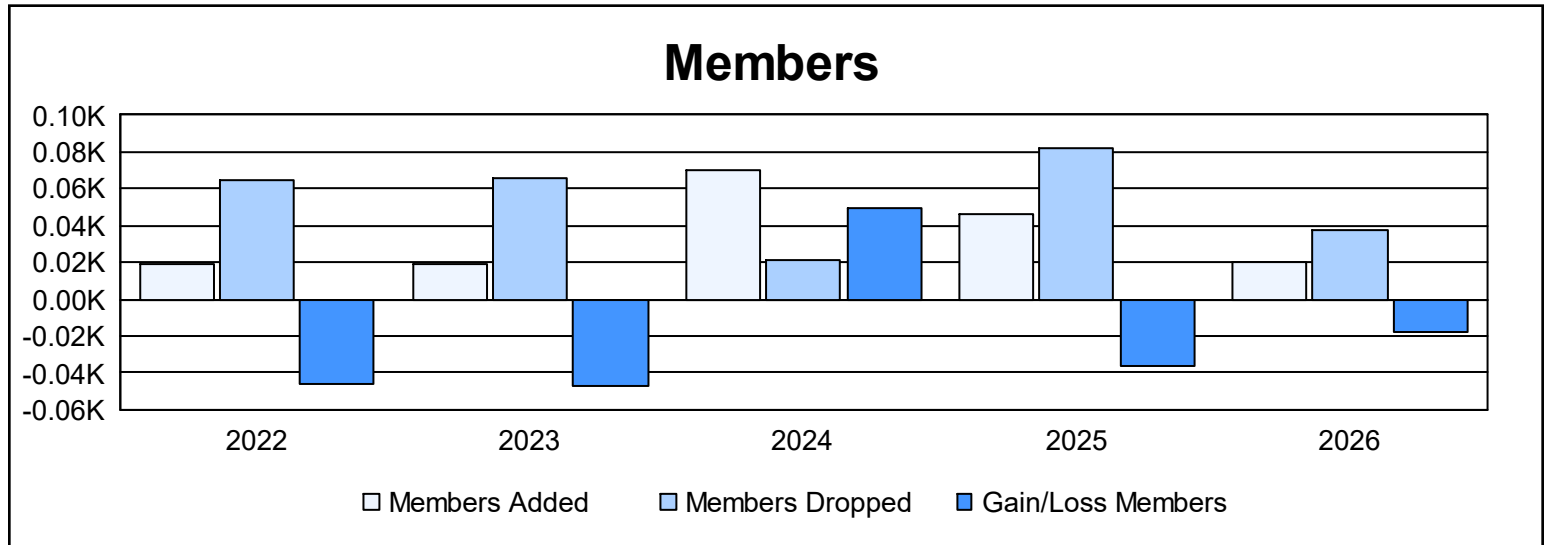
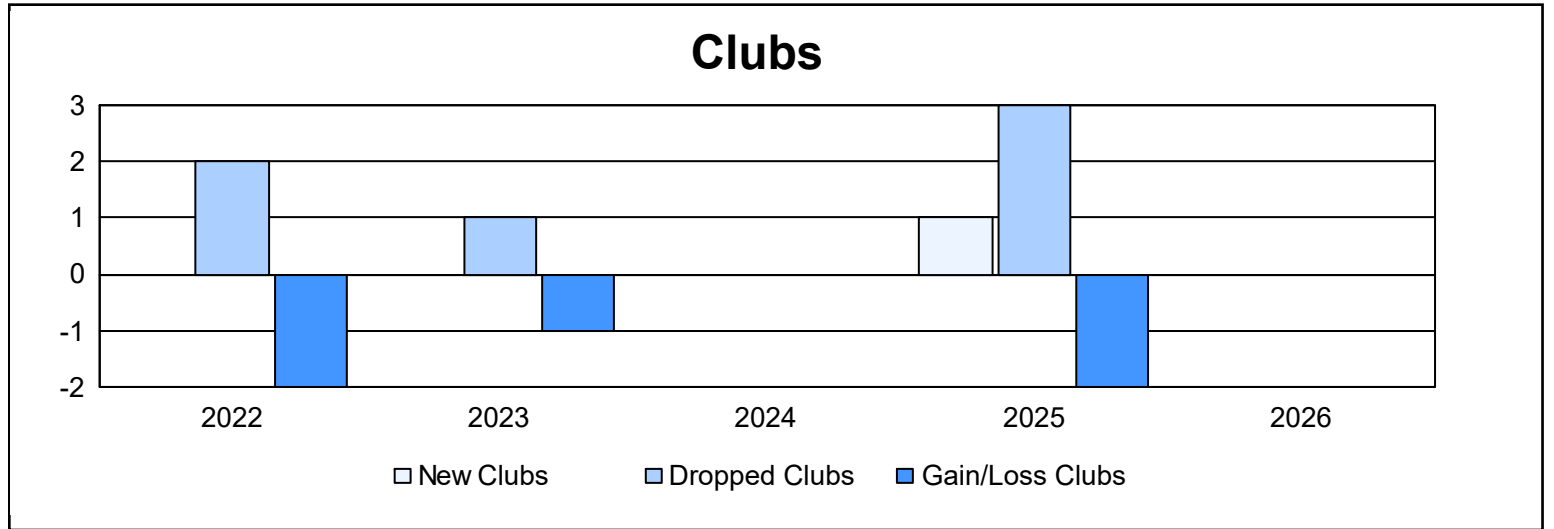
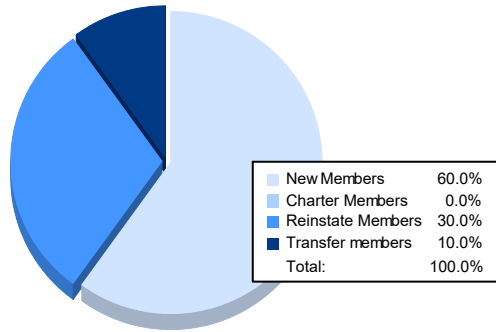


| Year | New Clubs | Dropped Clubs | Gain/ Loss Clubs | New Members | Charter Members | Reinstate Members | Transfer Members | Total Member Added | Total Members Dropped | Gain/ Loss Members |
|----------------|-----------|---------------|------------------|-------------|-----------------|-------------------|------------------|--------------------|-----------------------|--------------------|
| 2021-2022 | 0 | 2 | -2 | 16 | 1 | 1 | 1 | 19 | 65 | -46 |
| 2022-2023 | 0 | 1 | -1 | 16 | 0 | 2 | 1 | 19 | 66 | -47 |
| 2023-2024 | 0 | 0 | 0 | 70 | 0 | 0 | 0 | 70 | 21 | 49 |
| 2024-2025 | 1 | 3 | -2 | 23 | 21 | 1 | 1 | 46 | 82 | -36 |
| 2025-2026 | 0 | 0 | 0 | 12 | 0 | 6 | 2 | 20 | 38 | -18 |
| Average | 0 | 1 | -1 | 27 | 4 | 2 | 1 | 35 | 54 | -20 |



Membership Composition April 2026 Cumulative



Gender Composition April 2026 Cumulative

